
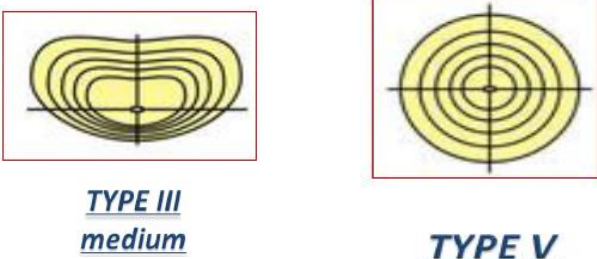
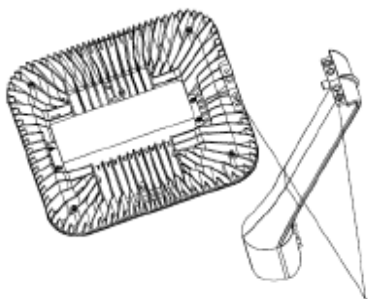


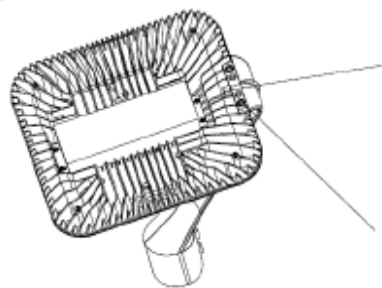
| description | | |
|-------------|--------------------------|---|
| 1 | Model: | YR-TP325-W50-X-Yn-Zn |
| 2 | Certification: | ETL & DLC approval |
| 3 | Input voltage: | AC100-277V/AC180-480V |
| 4 | Input frequency: | 50/60HZ |
| 5 | Consumed power: | 50W ±6W |
| 6 | Power factor: | >0.9 |
| 7 | Light source: | Lumileds 3030 LED ones |
| 8 | Luminous flux: | 5800-6200 lm |
| 9 | Light efficacy: | 115-125lm/W |
| 10 | Color temperture: | 3000-7000K |
| 11 | Color rendering index: | Ra:70-80 |
| 12 | LED angle: | Type III/Type V for light distribution lens |
| 13 | Shape: | Square |
| 14 | Material: | aluminium alloy |
| 15 | Cover color: | Black/Grown |
| 16 | Dimension: | 352*300*437mm |
| 17 | Net weight: | 7.2kg/PC |
| 18 | Working temperture: | minus 45 to plus 45 |
| 19 | Lifespan: | >50000hours |
| 20 | Installation instruction | |

| | |
|--|--|
|  | |
|  | |
| <p style="text-align: center;">Packing</p> <p style="text-align: center;">1 piece in one inner box size: 57*32*39CM/ctn; 2pcs/ctn GW/NW:15.6kg/14.4kg</p> | |
| Outdoor | Outdoor flood lighting,architecture decorated lighting,industrial lighting,physical training centre and outdoor stadium lighting,port,dock etc.Having light distribution system,can be used in street lighting also. |

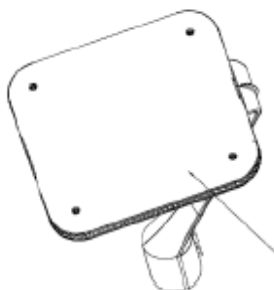
1



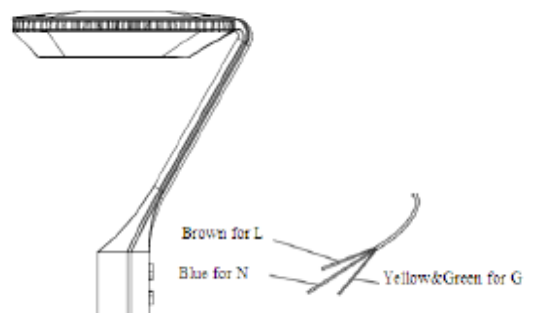
2



3



4



- ① Assemble the lamp body/heat sinker into the mounting bracket.
Make the driver fixed and the holes correctly aligned .
- ② Connect wires and tighten the screws so that the lamp body fixed stably.
- ③ Put the fixture cover onto the lamp body/heat sinker and use M5 screws to fix the cover.
- ④ Connect the wire correctly L/N/G.